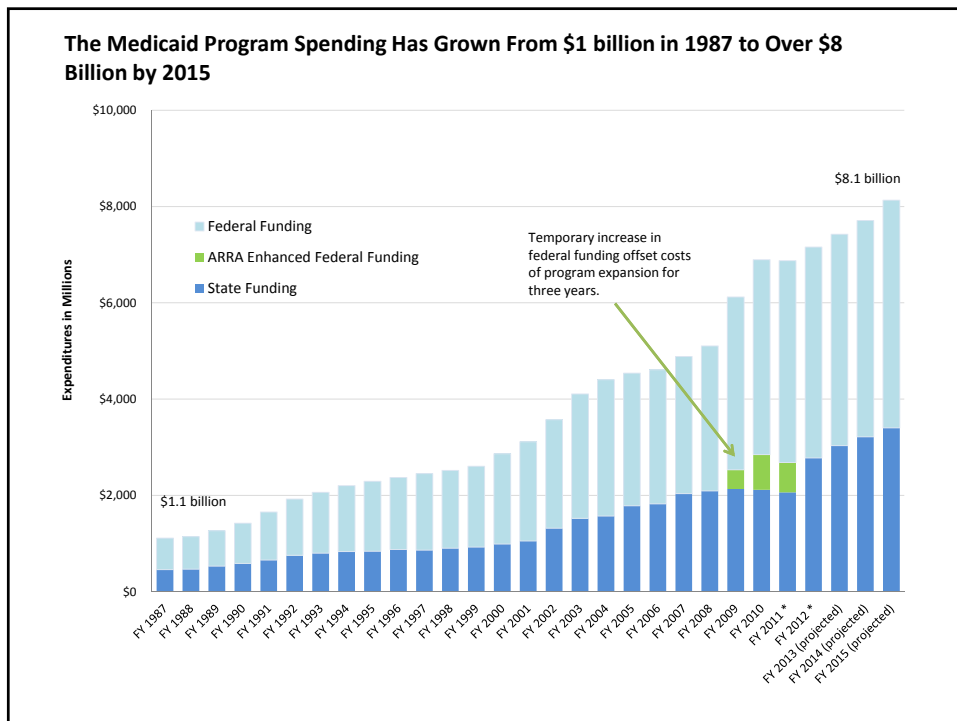
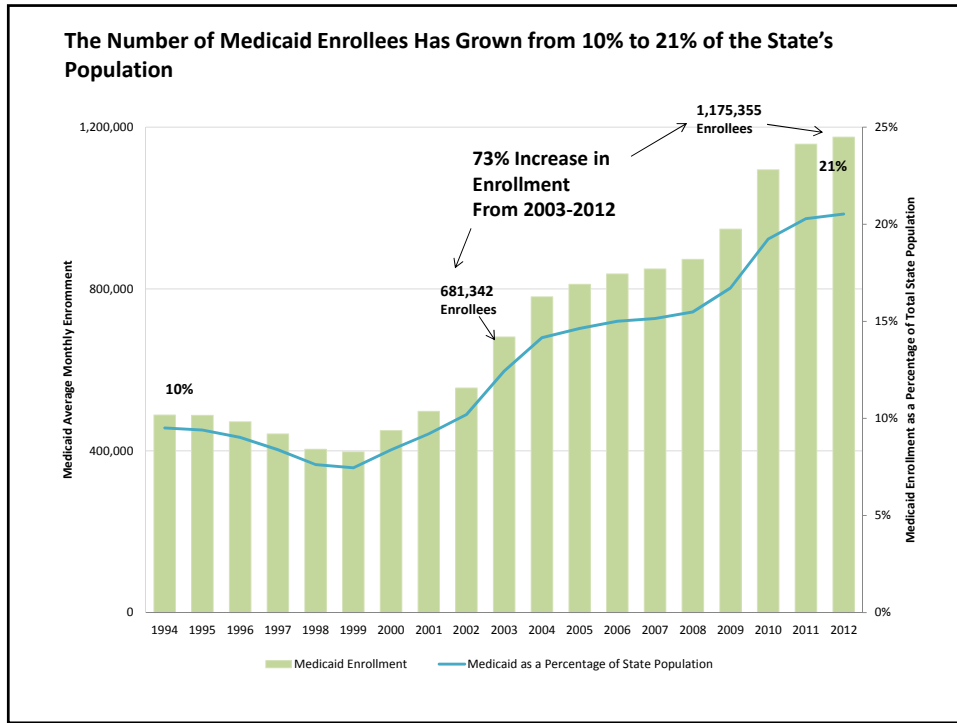
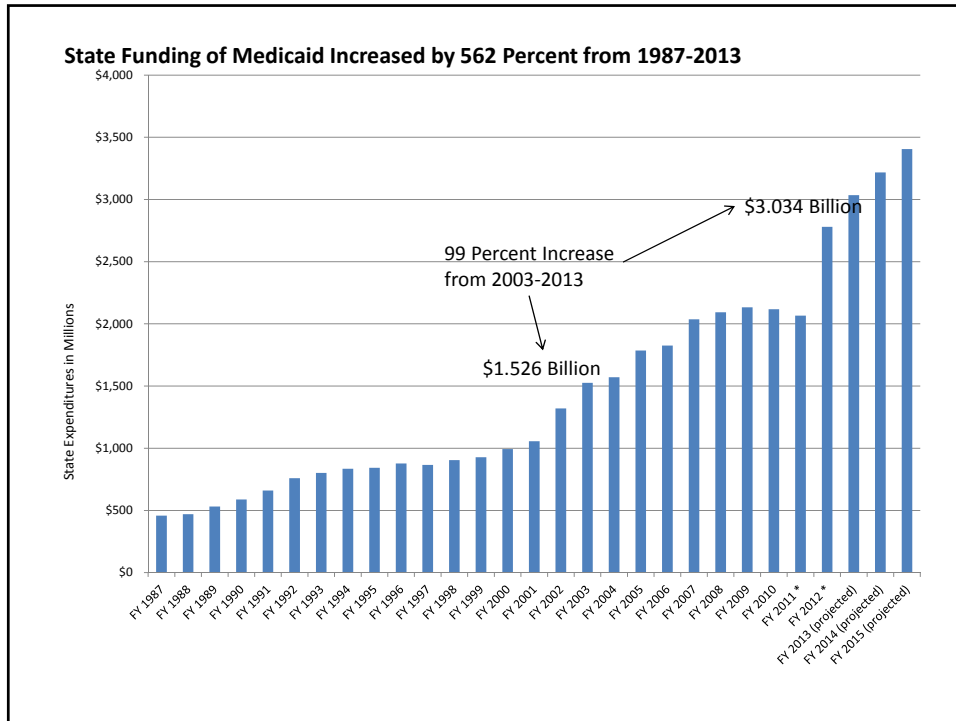


From Dependence to Independence – Entitlement Reform in Wisconsin

Governor Scott Walker
February 13, 2013

Dependence

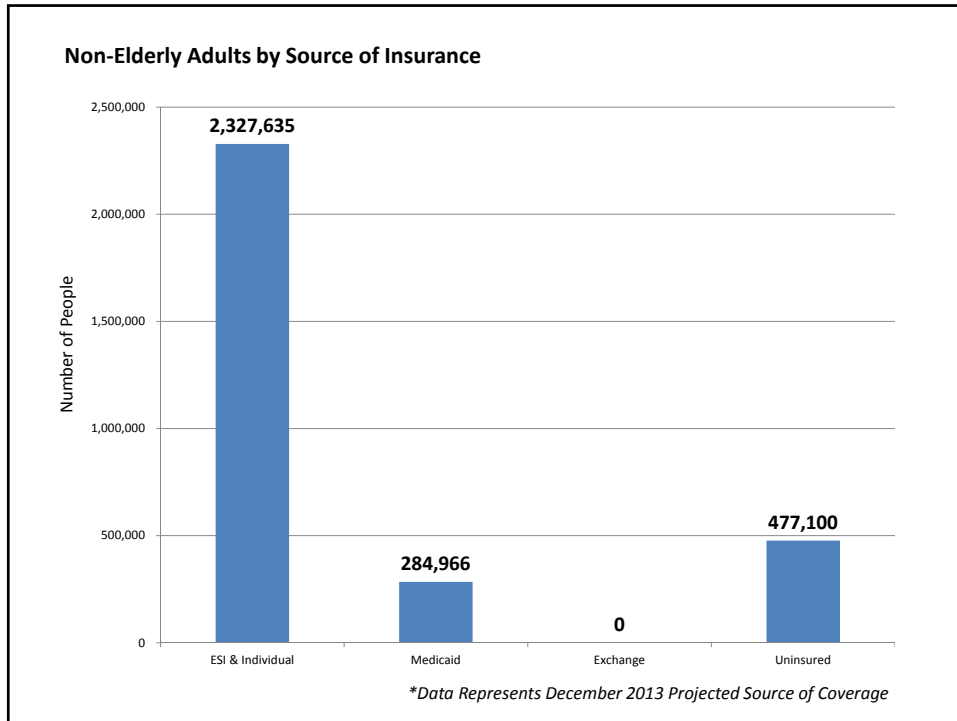




Medicaid Funding Under Governor Walker

- Governor Walker Provided \$1.24 billion in new GPR in FY 2011-13, and an additional \$644 million GPR in the current budget.
- Of the \$644 million GPR over the biennium required to cover ongoing costs, nearly 40 percent, or about \$258 million, is due to the federal government reducing funding for Medicaid for our state, increasing costs due to changes in the Affordable Care Act, and increasing payments for Medicare coverage.

	FY 2012	FY 2013	FY 2014	FY 2015
Base Budget	\$1,416,326,200	\$1,416,326,200	\$2,015,761,200	\$2,015,761,200
GPR Increase in Budget	\$645,478,700	\$599,019,400	\$221,354,500	\$422,275,500
Total GPR	\$2,061,804,900	\$2,015,345,600	\$2,237,115,700	\$2,438,036,700



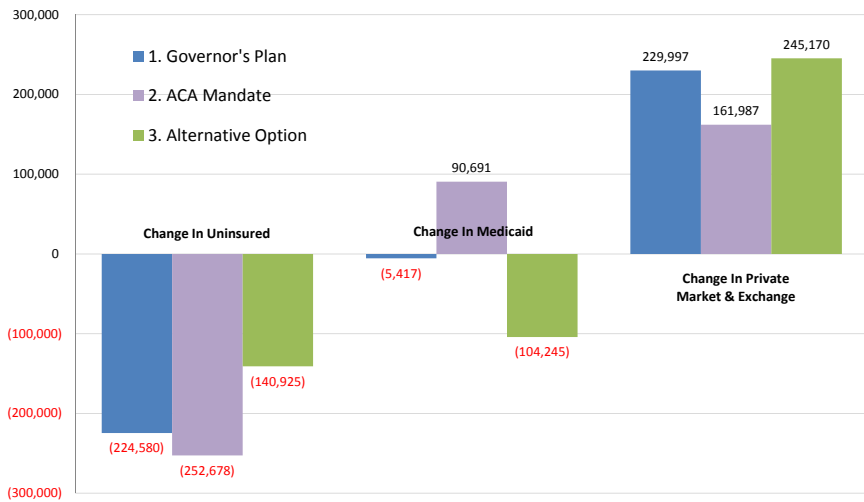
224,580

Impact on Uninsured Non-Elderly Adults Under Various Proposals

Uninsured Non-Elderly Adults		Number	Rate
Current – Census CPS ASEC 2011		477,100	14%
Change	Governor's Proposal	252,520 (224,580)	7%
	ACA Mandate	224,422 (252,678)	6%
	Alternative Option	336,175 (140,925)	10%

Comparing the Outcomes

Plan	Uninsured			Medicaid			Private Market & Exchange		
	Total	Change	% Change	Total	Change	% Change	Total	Change	% Change
1. Governor's Plan	252,520	(224,580)	-47%	279,549	(5,417)	-2%	2,557,632	229,997	10%
2. ACA Mandate	224,422	(252,678)	-53%	375,657	90,691	32%	2,489,622	161,987	7%
3. Alternative Option	336,175	(140,925)	-30%	180,721	(104,245)	-37%	2,572,805	245,170	11%



224,580

Enrollment Scenarios Based on Income Under Federal Health Insurance Exchange

Household	Annual Income (2013 FPL)	FPL	Premium as % of Income	Monthly Individual/Family Premium Share*
Individual	\$11,490	100%	2%	\$19
Family of 4	\$23,550	100%	2%	\$39
Individual	\$15,282	133%	3%	\$38
Family of 4	\$31,322	133%	3%	\$78
Individual	\$22,980	200%	6.3%	\$121
Family of 4	\$47,100	200%	6.3%	\$247

*The premium amounts are the maximum that persons would have to pay for the second-lowest cost silver plan. Depending on the plans people choose, their premiums could be higher or lower than these amounts. These amounts are based on the 2013 Poverty Levels.

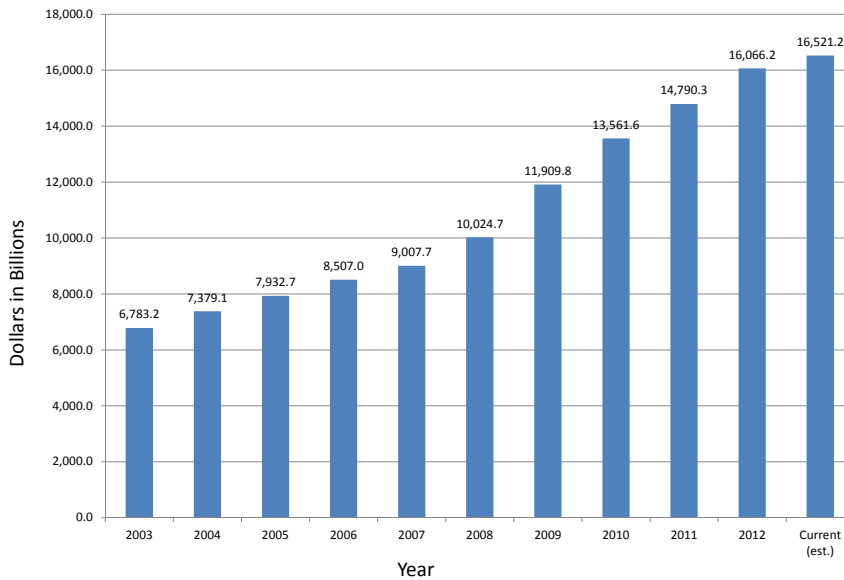
Monthly premiums above were calculated by the Department of Health Services based on criteria outlined in the Affordable Care Act.

US National Debt Clock

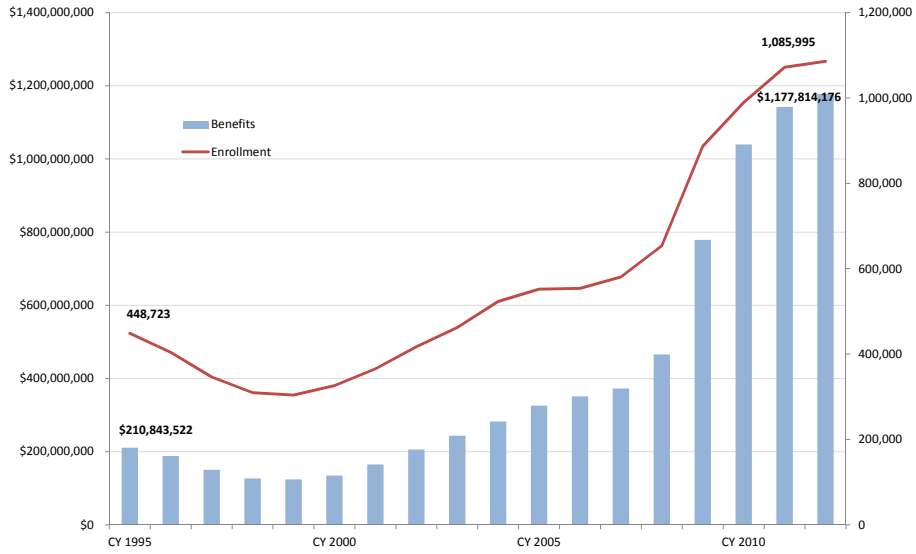
\$16,521,200,000,000

Source: *USDebtClock.org*

Federal Government National Debt



After Dropping as a Result of Welfare Reform in 1998, FoodShare Enrollment Has Grown, on Average 11% Per Year, While Benefits Payments Are Growing an Average of 20% Per Year.

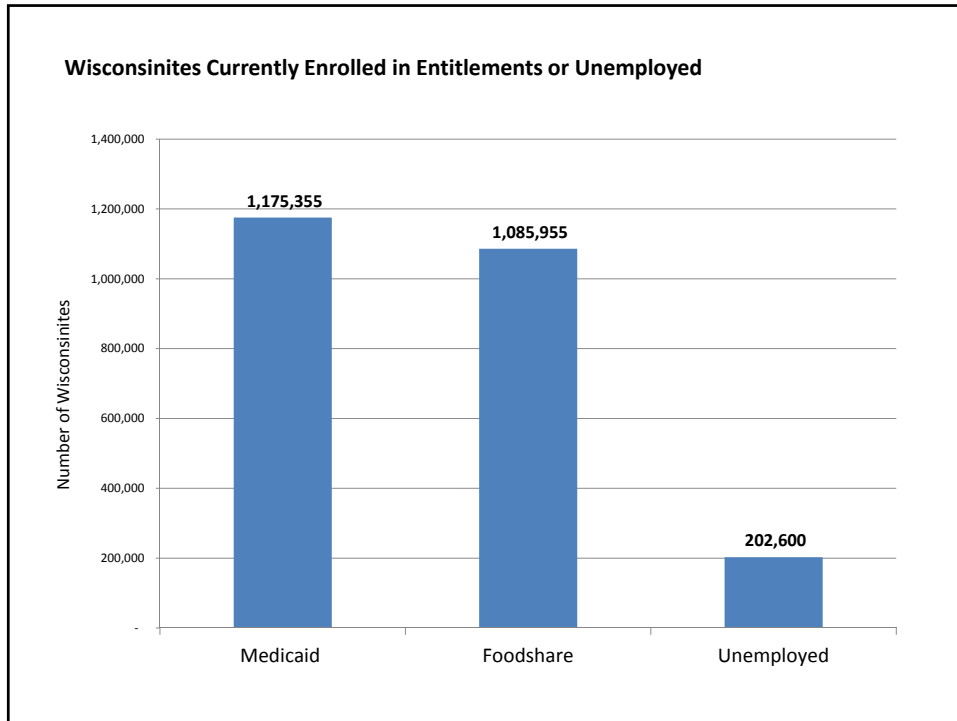


75,878
Job Training

Unemployment Insurance in Wisconsin

- 121,791 Residents Currently Receive Unemployment Benefits
- Average Time Individuals are on UI – 16.6 weeks
- 2/3rds Are Not Required to Search for Work Due to Current Work Search Exemptions
- 40,200 Registrants Required to Search for Job 2 x Per Week

**Proposed
4 or More
Searches Per
Week**



**BOLD
ENTITLEMENT
REFORM**

Reforming Entitlements in Wisconsin

- ✓ FS: Job Training
- ✓ UI: 2 to 4 per week
- ✓ MA: Reduce Uninsured and Those Dependent on Government Healthcare

SELF RELIANCE

Independence!

From Dependence to
Independence –
Entitlement Reform
in Wisconsin

Governor Scott Walker
February 13, 2013